

NEIGHBOURHOOD WATCH

BRAND GUIDELINES



V.2 | January 2023

CONTENTS



PAGE

- 3 Our story
- 7 Our values
- 8 Food for thought

PART 1: Communication guidelines

- 9 How we communicate

PART 2: Our Style Rules

- 13 Our logos
- 24 Our colours
- 26 Our fonts
- 28 Our images

PART 3: Our brand in print

- 33 Our window stickers
- 34 Our street signs
- 37 Our merchandise
- 38 Our stationery

- 39 Follow us
- 40 Contact us






OUR STORY



HOW WE BEGAN

In 1964, 28-year-old Kitty Genovese was stabbed in New York outside the apartment building across the street from where she lived. Two weeks after the murder it was rumoured that 38 witnesses saw or heard the attack, but none of them called the police or came to her aid.

This prompted inquiries into what became known as the bystander effect or "Genovese syndrome", and the murder became a staple of American psychology textbooks for the next four decades. It also motivated a community response and the very first Neighbourhood Watch scheme was set up.



OUR STORY

1982

In 1982 the first scheme in the UK, known as Home Watch, was set up in Mollington, Cheshire. From there we grew from strength to strength. Neighbourhood Watch representatives formed local, county and regional groups.

In 2007, with the support of the police and the Home Office, the first national umbrella organisation (Neighbourhood and Home Watch) for the movement was established.

Our focus was on building local Neighbourhood Watch community groups which liaised with the police and focused on reducing burglary and other home and personal crimes.



OUR STORY

TODAY

Today we live in unpredictable and ever-changing times. With the transformation of how people use the internet, communities are no longer restricted to geographical locations, and crime has taken on new forms.

To ensure we remain relevant when the pace of change is faster than at any time in our past, our focus now is on building resilient communities to tackle crime in all its shapes and forms and keep people safe across England and Wales.

We are proud to be the largest crime prevention voluntary charity in England and Wales today with upwards of 2.3 million members.



OUR STORY

OUR FUTURE

Our vision is a society where neighbours come together to create safer, stronger and active communities.

Our mission is to support and enable individuals and communities to be connected, active and safe, which increases wellbeing and minimises crime.

By 2025 our ambition is to be

The authoritative voice on community-based crime prevention

The most popular gateway for citizens to engage in their locality

A recognised contributor to community health and wellbeing



Our Values

In all our work and relationships, we will be relevant, accountable and inclusive.

NEIGHBOURLY

We aspire to be good neighbours.

COMMUNITY FOCUSED

We bring people together.

INCLUSIVE

We are welcoming to all people.

PROACTIVE

We are active within communities and we are relevant in today's world.

TRUSTED

We are dependable, caring, respectable, approachable and supportive.

COLLABORATIVE

We work as a team, in partnerships and within communities.

FOOD FOR THOUGHT

"There is no power for change greater than a community discovering what it cares about."

MARGARET J. WHEATLEY
AN AMERICAN WRITER, TEACHER AND SPEAKER





Part 1

HOW WE COMMUNICATE





HOW WE COMMUNICATE

Our 'How We Communicate' guidelines captures Neighbourhood Watch's personality, attitude and opinions, and helps us to connect with people. It sets our intentions: this is what we're like, and this is how we want the world to see and feel us.

[DOWNLOAD THE 'HOW WE COMMUNICATE GUIDELINES HERE](#)

Lots of people write on behalf of Neighbourhood Watch, so these guidelines represent a set of standards for the way we should communicate. They will help our voice to be consistent, credible, and trusted.

To be effective, our communication guidelines should be used across all content – nationally and locally.

Our 'How We Communicate' guidelines is also sometimes called 'tone of voice', 'brand voice' or 'brand language'. They're all the same thing.



IT'S NOT WHAT WE SAY, BUT HOW WE SAY IT

Friendly: We are warm, conversational, and down to earth

How this shows up in our copy: We write how we speak, using everyday words. We use contractions. We make the narrative more personal by using 'we' and 'you'.

Confident: We are strong, bold, and show our expertise

How this shows up in our copy: We make statements and avoid hedging language like 'we think' or 'possibly'. We get to the point quickly, without fluff.

Energetic: We use active words and positive language. We speak with passion and interest

How this shows up in our copy: We pay attention to rhythm. We use shorter sentences. But then we sometimes sprinkle in longer, sometimes overly long sentences. It keeps our writing pacy.

Authentic: We are honest and direct. We are clear and dodge jargon

How this shows up in our copy: We talk directly to our audience and consider what the value is for them. We use simple language and don't assume knowledge.

[DOWNLOAD THE 'HOW WE COMMUNICATE GUIDELINES HERE](#)



Part 2

OUR STYLE RULES

OUR LOGO JOURNEY




Our Neighbourhood Watch yellow roundel has 96% wide recognition across England and Wales.

1982 - 2002



2003 - 2016



2017



OUR LOGO PERMISSIONS



Our logo and name are trademarked and must not be used without permission, nor edited, used out of context, or inappropriately.

Neighbourhood Watch members and volunteers can use our logo if they are:

- registered as a volunteer or scheme with a Neighbourhood Watch Association, Neighbourhood Watch Network, or a local Neighbourhood Watch database, AND
- approved by their local Neighbourhood Watch Association or by Neighbourhood Watch Network.

Please contact us to request permission to use our logo if you are an individual, corporate or not-for-profit organisation, who is not a member or partner of Neighbourhood Watch.

Note: NO individuals and companies are allowed to use our logo for personal profit.

OUR LOGO TODAY

Our yellow roundel has 96% recognition across England and Wales.



[DOWNLOAD THE LOGOS HERE](#)

English logos

Our 'Today' logo Introduced in 2023 to reflect our brand as an independent charity within an inclusive society



Our 'Traditional' logo was updated in 2017



OUR LOGO TODAY

WELSH LOGOS

In Wales, a Welsh or a bilingual version may be used.

Our Welsh 'Today' logo Introduced in 2023 reflects our brand as an independent charity within an inclusive society.



DOWNLOAD THE LOGOS HERE



Our Welsh 'Traditional' logo was updated in 2017

OUR LOGO TODAY



VARIATIONS OF OUR LOGO

Some areas may prefer to have their name in the logo. We approved this in certain circumstances. To request one, please contact us.





SPECIAL EDITION LOGOS

Neighbourhood Watch Network, the umbrella charity for all Neighbourhood Watches across England and Wales, has created special edition logos to be used to celebrate or promote special partnerships, events or strands of work.

CYBERHOOD WATCH LOGO

Neighbourhood Watch teamed up with Avast to create Cyberhood Watch - an initiative that helps people learn more about cybercrime risks and how to keep themselves, their families and their communities safer.

Our Cyberhood Watch logo can be used by our Cyberhood Watch Ambassadors, Avast or Neighbourhood Watch Network.

Association Leads and Coordinators should contact us if they wish to use this logo.





SPECIAL EDITION LOGOS

Neighbourhood Watch Network created special edition logos to celebrate or promote special partnerships, events or strands of work. Contact us if you wish to use one of these logos.



Limited use for Croods 2 launch in 2021 only



Limited to Neighbourhood Watch training programme to Deliveroo riders only



To commemorate our 40th Anniversary we released a special edition logo used during 2022. It highlighted our 40th anniversary, and introduced the new teal colour to its spectrum of 5 brand colours.

LOGO PLACEMENT


ISOLATION

The roundel logo should always be surrounded by a minimum area of space.

The area of isolation ensures that headlines, text or other visual elements don't encroach on the logo.

The area is defined by using 25% of the height of the logo which is referred to as x.

A margin of clear space equivalent to 0.25x is drawn around to create the invisible boundary.



For example:
Logo Height = 50mm
Isolation area = 12.5mm (all sides)

LOGO PLACEMENT

MINIMUM SIZE

The roundel logo has been designed to reproduce at a minimum height of 40 mm.

Online this is a minimum size of 115 pixels high.

There is no max reproduction size of the logo.



Minimum Size



40mm

LOGO PLACEMENT

APPEARANCE

It is important that the appearance of the roundel remains consistent.



The roundel should never be misinterpreted, modified or added to.



LOGO WORDS

APPEARANCE

In some instances, the roundel is not a suitable asset to use, generally when the space allocated is less than 50mm in height.

In these instances, the word mark Neighbourhood Watch can be written in Alleyn Semi Bold.

It can only be written in black over a flat flood of yellow.

It can be written on one line or split onto 2 lines but must be left aligned.

NEIGHBOURHOOD WATCH

**NEIGHBOURHOOD
WATCH**



OUR BRAND COLORS

Print (CMYK) and online (RGB) colours

Colour consistency is vital to a cohesive look. When printing, please ensure the printer is accurately calibrated.



**Pantone
Yellow C**

R: 255
G: 231
B: 0

C 0
M 0
Y 100
K 0

#FFE700



**Pantone
Neutral Black C**

R: 34
G: 34
B: 34

C 73
M 64
Y 61
K 78

#222222



**Pantone
Cool Grey 3 C**

R: 196
G: 196
B: 196

C 26
M 19
Y 20
K 2

#C4C4C4



**Pantone
7716 C**

R: 0
G: 161
B: 161

C 100
M 0
Y 0
K 37

#00A1A1



**Pantone
Pure white 000C**

R: 255
G: 255
B: 255

C 0
M 0
Y 0
K 0

#FFFFFF



OUR PRIMARY FONTS

Calibri (Bold, Regular or Light) should be used in the first instance.

CALIBRI BOLD
CALIBRI REGULAR
CALIBRI LIGHT

calibri bold
calibri regular
calibri light

NW



OUR SECONDARY FONTS

MONTERRAT can be used in creating elements, such as posters and social media assets, to bring an element of our heritage and creative variations to our assets.

JOIN US IN AN ONLINE TALK

EXPLORING THE PSYCHOLOGY BEHIND SCAMS

AND HOW SCAMMERS ARE SO EFFECTIVE AT THEIR CRIMES

SPEAKER: PAUL MASKALL,
FRAUD & CYBER CRIME
PREVENTION MANAGER,
DEDICATED CARD AND
PAYMENT CRIME UNIT
(DCPCU)

6 JULY, 5PM
ZOOM

FREE EVENT
ALL WELCOME

BOOK NOW

Neighbourhood Watch Network is a charity registered in England & Wales, CIO no: 1173349

Montserrat
Montserrat Classic
Montserrat-Thin
Montserrat Extra-Bold
Montserrat Extra-Light
Montserrat Semi-Bold

EXAMPLE OF MONTERRAT
IN A SOCIAL MEDIA IMAGE

NW



FONT GUIDELINES

To maintain a cohesive style, always aim to be consistent in your font and style, and establish and maintain a clear difference between:

01

**THE HEADLINE, SUB
HEADING AND BODY**

This is the headline

This is the sub-heading

This is the body copy.

02

**THE BODY COPY, QUOTES
AND CREDITS**

This is the body copy.

“This is the quote”

Credit Name

03

**THE BODY COPY AND
WEBSITE URLS**

This is the body copy.

ourwatch.org.uk



OUR IMAGES

OUR IMAGES



COMMUNITY BASED CRIME PREVENTION

Our images should positively reflect our position as the authoritative voice on community-based crime prevention



COMMUNITY ENGAGEMENT

Our images should show how we support people to engage in their area, with ourselves and with others.



COMMUNITY HEALTH AND WELLBEING

Our images should positively reflect community health and wellbeing

OUR IMAGES



DIVERSITY AND INCLUSION


Our images should positively reflect all people living in England and Wales.



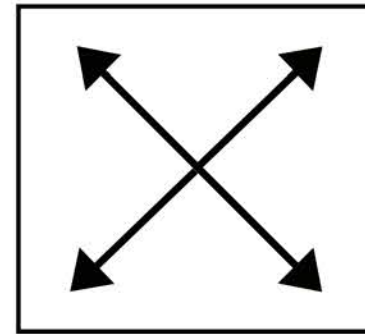


REMINDERS FOR OUR BRAND

Don't forget



Color palette



Logo size and spacing



Font and placing



Buy from us at nwnshop.myshopify.com

Part 3

OUR BRAND IN PRINT

PROTECT your POOCH



Dog owners are increasingly concerned about their dogs being stolen, so we are urging the public to keep their dogs **SECURE, IN SIGHT** and **SEARCHABLE**.

Keep them SECURE

- ☑ Pets can be easily stolen from a garden when left unattended, even for a few minutes. Front gardens are very vulnerable.
- ☑ Secure your garden boundary to prevent your dog from escaping or a thief from reaching in. Fit a bell or gate alarm to rear or side gates and secure them with British Standard locks, locking bolts or closed shackle padlocks.
- ☑ As well as a lock, consider a small alarm to alert you of any tampering.

Keep them IN SIGHT

- ☑ Never leave your dog unattended in a car – especially on warm days. It's not just dangerous for their health but allows them to be easily targeted by thieves.
- ☑ Leaving your dog alone outside a shop is another easy opportunity for a thief, even if you are only away for a minute.
- ☑ Teach your dog to come when called. A dog trained to do this, be very useful if you are off the lead, especially if you could try to get away.
- ☑ Vary the routes you take when walking your dog.



OUR NEWS
FOR NEIGHBOURHOOD WATCH SUPPORTERS ACROSS ENGLAND & WALES

OCTOBER 2021

Our new NEIGHBOURHOOD WATCH KNOWLEDGE HUB is receiving very positive feedback from coordinators. The knowledge hub is a great information and training resource and invites coordinators across England and Wales to communicate directly with each other. More on page 7.

And finally but certainly not least, **WORLD MENTAL HEALTH DAY** is coming up on 10th October, when it comes to what you can do to look after your mental health, we can help a lot. See our tips on page 3.

Yours sincerely
John Hayward-Cripps
CEO, NEIGHBOURHOOD WATCH

Are you and your community #WeatherReady?

According to a survey just conducted by the Met Office, nearly 45% of people have been hit out by severe winter weather – and a lack of preparation could be the difference between a safe and a scary winter.

MSA NEWS
SUMMER 2021 EDITION

THE MSA NEIGHBOURHOOD WATCH NEWSLETTER

I am delighted to welcome you to our SUMMER 2021 edition of MSA News. Over the last few months we have seen the implementation of the new V4 system grow from the initial two in Northamptonshire and Warwickshire to an additional nine areas.

All MSAs that are new using the V4 system, have had the chance to attend a training session, as well as an opportunity to get to know the system before their areas have launched.

As the end of V3.01 nears, we should not forget the work that the MSAs currently do in those areas that are still using V3.01 and in the addition, we will provide some top tips to get the database ready for V4, as this will help you going forward.

I hope you enjoy reading the newsletter and we welcome ideas for future editions. If there is something you would like to know more about, email MSA@nwnshopify.com.

Best wishes,
Cheryl Spence,
HEAD OF NEIGHBOURHOOD AND COMMUNITY ENGAGEMENT
Neighbourhood Watch Network

FOUR TOP TIPS FOR GETTING READY FOR V4

- 1. Mapping**
Mapping is easier in V4, but where you have large schemes that are potentially across ward boundaries, the accuracy of the boundary should be looked at.
- 2. Coordinators and their schemes**
In V4 all Coordinators MUST have a clear relationship with the police lead for their area. This really helps in alerting your area. This really helps in alerting your area. This really helps in alerting your area. This really helps in alerting your area.
- 3. Training with partners**
Try and have a very close working relationship with the police lead for your area. This really helps in alerting your area. This really helps in alerting your area. This really helps in alerting your area.
- 4. Structure of roles**
Ensure that your Force Area has a clear structure in place so that the right people are in place to support the V4 role.

Follow our infographic about the structure of roles. Consider if your existing structure could fit around that, and look to recruit prior to the launch in your area.

TRANSITIONING TO V4 TRAINING

When each area is designated to move to V4, we will contact the coordinators and start the process of transitioning.

Following training, the MSA will be given a list of selected tasks for them to complete. This allows MSAs to get accustomed to the system before it goes live in their area.

If any MSAs would like to repeat any additional training, they are more than welcome to attend at many sessions as they wish.

NEIGHBOURHOOD WATCH

20 IMPACT

CREATING SAFER, CONNECTED COMMUNITIES

Neighbourhood Watch Network is a charity registered in England.

HOW TO ORGANISE A STREET PARTY

Celebrate the spirit of Neighbourhood Watch with a street party!

Bringing neighbours together is what Neighbourhood Watch does best. One way to connect, celebrate and share with your community is by holding a street party!

In 2022 we will celebrate 40 years of neighbourliness, connection, and our large volunteer network.

GETTING STARTED 3-4 MONTHS IN ADVANCE

- Talk with your neighbours about celebrating our 40th anniversary in June 2022.
- Write your neighbours in writing by popping a 'save the date' through their doors.
- Apply to your council for a road closure permit.

PLANNING 1-2 MONTHS IN ADVANCE

- Make sure that everyone is involved in the decision making.
- Plan activities for all ages, not just the kids, such as a street quiz.
- Arrange for neighbours to bring food, games, chairs, tables.
- If you are playing music, make sure that it isn't too loud and covers for all tastes.
- Arrange for road signage.
- Arrange for bedding to decorate the street.



Buy from us at nwnshop.myshopify.com



OUR WINDOW STICKERS

Our window stickers tell others that you are part of the largest voluntary crime prevention movement in England and Wales and that you care about your community.

Our free stickers are often sponsored by our partners with their logo on the reverse.

They can be requested from your Regional or London Borough Association or bought from our online shop: nwnshop.myshopify.com.





OUR STREET SIGNS

Alongside the famous window sticker, our road signs are the most recognised brand asset.


Replace old logos by placing a new roundel sticker over the top of the old roundel on an existing sign (option 1). The roundel can be placed alongside a maximum of 2 partner logos, which must be in black and in the bottom corners; or above your website address (option 2).

Option 3 is a rounded square, dimensions 500mm x 500mm, with a yellow background and the roundel large in the centre. Option 4 is a circle tight to the diameter of the yellow roundel, with a diameter of 500mm.

OPTION 1



OPTION 2



OPTION 3



OPTION 4





OUR STREET SIGNS

Street signs are a great way of showing that your community cares about preventing crime.

Each individual scheme is responsible for deciding where to hang signs, for putting up the signs securely and for maintaining them. Sign Location and Fitting formal planning permission should not be required to fit new signs which comply with the 1992 Town and Country Planning (Control of Advertisements) Regulations.

You should

- check with your Association about local regulations before putting them up
- notify your local authority as to the location of each sign and
- ensure that any fixing equipment complies with their regulations.

In some cases, the local police and/or your local Association may have prior agreements with the local authority as to the type and fitting of each sign.

The supply and maintenance of Neighbourhood Watch signs may vary from county to county and may be issued by the local police or Association.





OUR STREET SIGNS

All recognised Neighbourhood Watch schemes following the below conditions and limitations, in line with local policy, will be covered by Public Liability Insurance, free of charge.

1. No sign may exceed 0.2 square meters in area
2. No sign may be displayed on highway land without the consent of the highway authority.
3. The local planning authority shall, at least 14 days before the sign is first displayed, be given particulars in writing of the place at which it is to be displayed and a certificate:
 - o that the scheme has been properly established
 - o that the police authority has agreed to the display of the advertisement; and
 - o where relevant, that the consent of the highway authority has been given.
4. Any such sign shall be removed within 14 days after
 - o the relevant scheme ceases to operate
 - o the relevant scheme ceases to be approved by the police authority, or
 - o the highway authority withdraw its consent to its display
5. Illumination is not permitted
6. No character or symbol on the sign may be more than 0.75 metres in height or 0.3 metres in the area of special control
7. Signs must NOT be placed on any road traffic signs, placed on any road traffic signal or placed on telegraph, telephone and electricity columns (unless express permission from the company has been given)
8. Signs must be
 - o At least 2.2 metres above street level but no part of the sign may be more than 3.6 metres above ground level.
 - o Placed on concrete and steel lamp columns maintained by the local authority. If a suitable place cannot be found, consideration may be given to placing it on a post, wall or fencing on private land. Written permission from the landowner is necessary before a sign can be erected in this way.





OUR MERCHANDISE

Our merchandise should clearly display our Neighbourhood Watch logo according to our Brand Guidelines.

Wherever possible we encourage you to display the Neighbourhood Watch Network website www.ourwatch.org.uk.

If you have any questions regarding merchandise or would like to purchase any products please contact us.



Examples of Neighbourhood Watch merchandise



OUR STATIONERY

With over 90,000 volunteers there are over 90,000 different ways we can format our email signature and our presentations. To provide one clear, consistent message to others we encourage you to follow the styles below.

EMAIL FOOTER

Full name | Job title

NEIGHBOURHOOD WATCH NETWORK, Central Support Team

M mobile number

Follow us.. ourwatch.org.uk / [Facebook](#) / [Twitter](#) / [Instagram](#) / [LinkedIn](#)

Neighbourhood Watch Network is a charity registered in England & Wales, CIO no: 1173349

POWERPOINT
PRESENTATION



DOWNLOAD THE POWERPOINT
TEMPLATE HERE

FOLLOW US

Tag us online



TWITTER

[@n_watch](#)



LINKED IN

[@neighbourhood-watch](#)



FACEBOOK

[@ourwatch](#)



INSTAGRAM

[@neighbourhood.watch insta](#)



CONTACT US



POSTAL ADDRESS

WG07, Vox Studios, 1-45 Durham Street, Vauxhall, SE11 5JH



EMAIL ADDRESS

enquiries@ourwatch.org.uk



PHONE NUMBER

0116 402 6111

www.ourwatch.org.uk